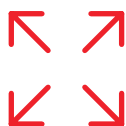





cTrader Invite

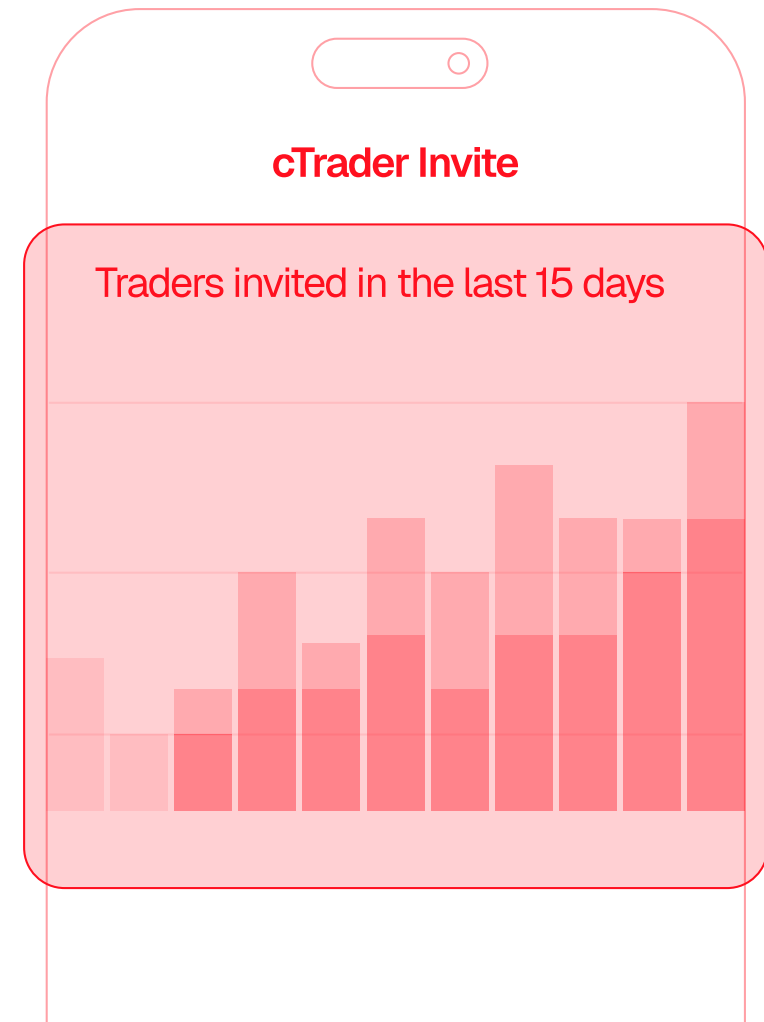


How to grow
your referral network



Benefits for partners

- ✓ Attract leads with cTrader products
- ✓ Share invite links on the go
- ✓ Gain referrals with any cTrader link
- ✓ Track referral stats in real time
- ✓ Be notified when a new trader joins
- ✓ Promote your products effortlessly
- ✓ Build a strong personal brand
- ✓ Stay reachable via a profile page



How cTrader Invite works

cTrader Invite is an all-in-one toolkit designed to help partners (IBs) engage traders with appealing cTrader products and effectively convert them into referrals.

Depending on how your broker integrates cTrader Invite with their CRM, there are two possible configuration options.

Partner ID

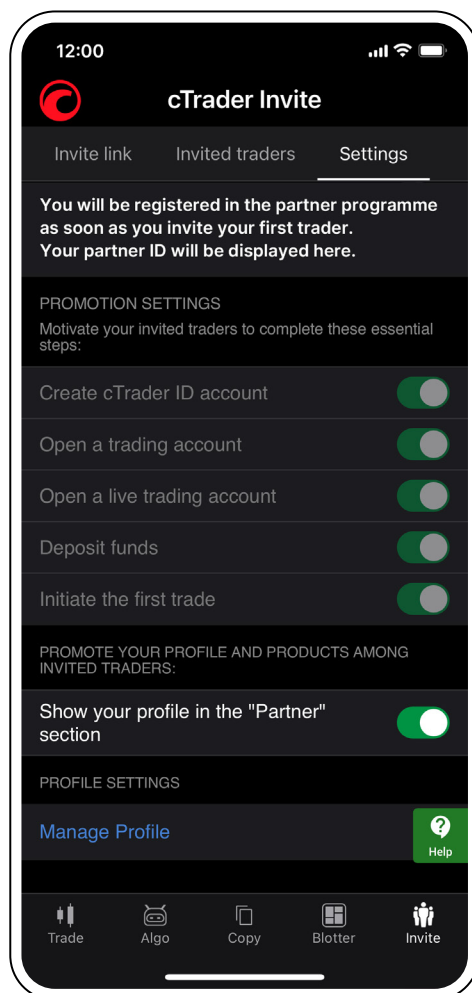
You are all set!

Once you invite your first trader, you are automatically registered in the broker's CRM and assigned a partner ID.

Traders are also registered and attributed to you automatically.

Invite is only available in broker-branded cTrader apps.

Learn more in [Help Centre](#)

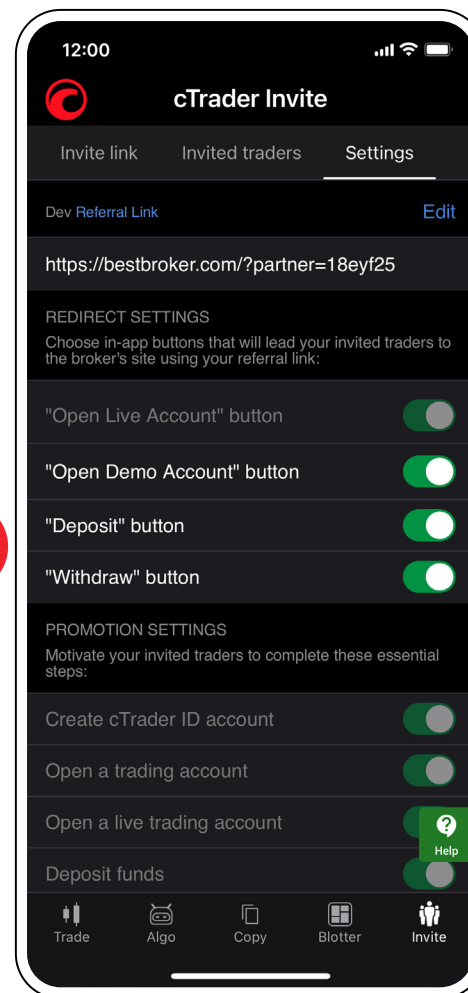


OR

BRL

Set your BRL, provided by the broker after you register in the partner programme.

When your traders complete specific in-app actions you set, they are redirected to the broker's website for registration and attribution.



1. Set up your profile page

cTrader equips you with a profile page that works better than a landing page.

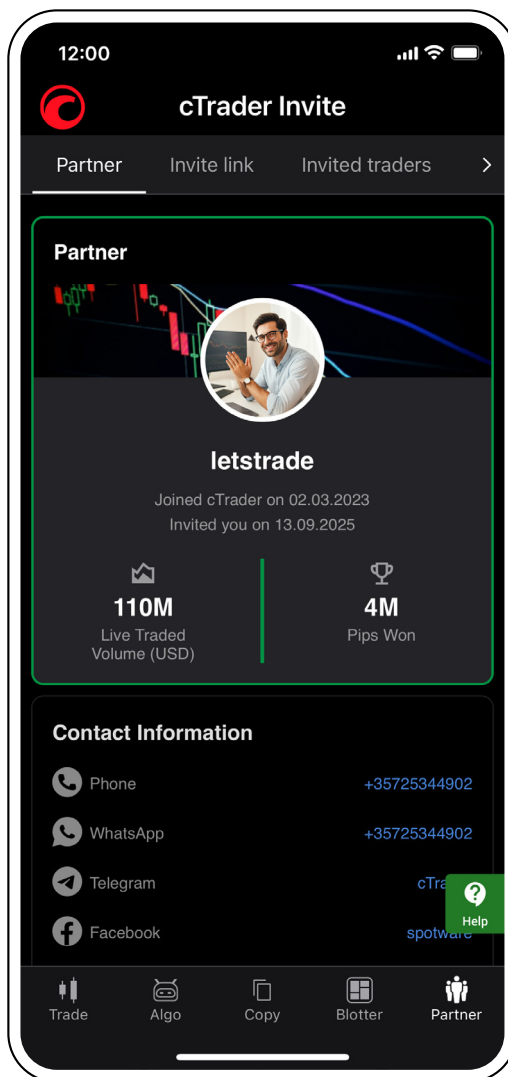
Become a personal brand by adding these details:

- Cover image
- Profile picture
- Personal info
- Contact details

Use your profile link in signatures, social media and business cards:

<https://ctrader.com/u/{username}>

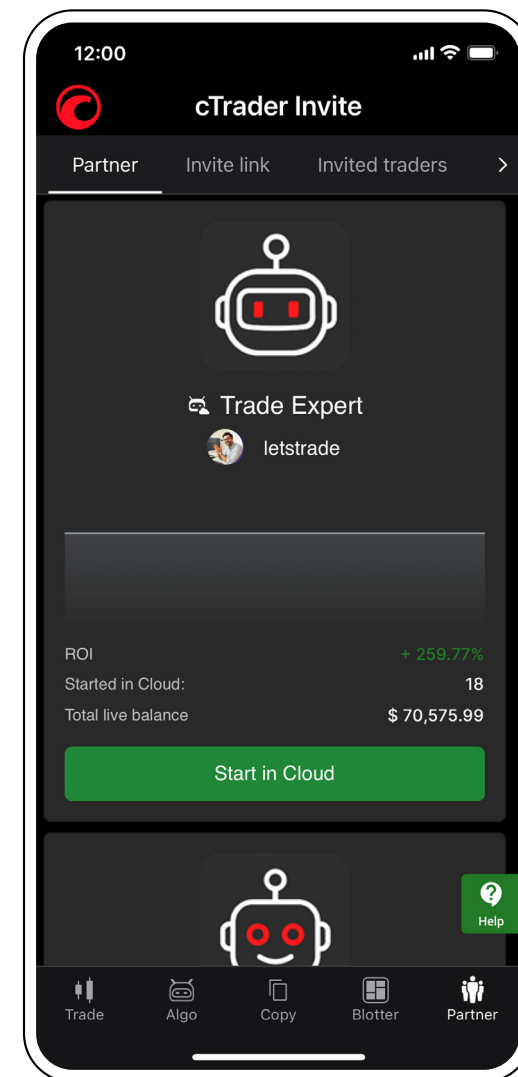
Learn more in [Help Centre](#)



Make your profile public and display your cTrader products on the personal page:

- cBots
- Indicators
- Plugins
- WebView plugins
- Copy strategies (own and favourite)

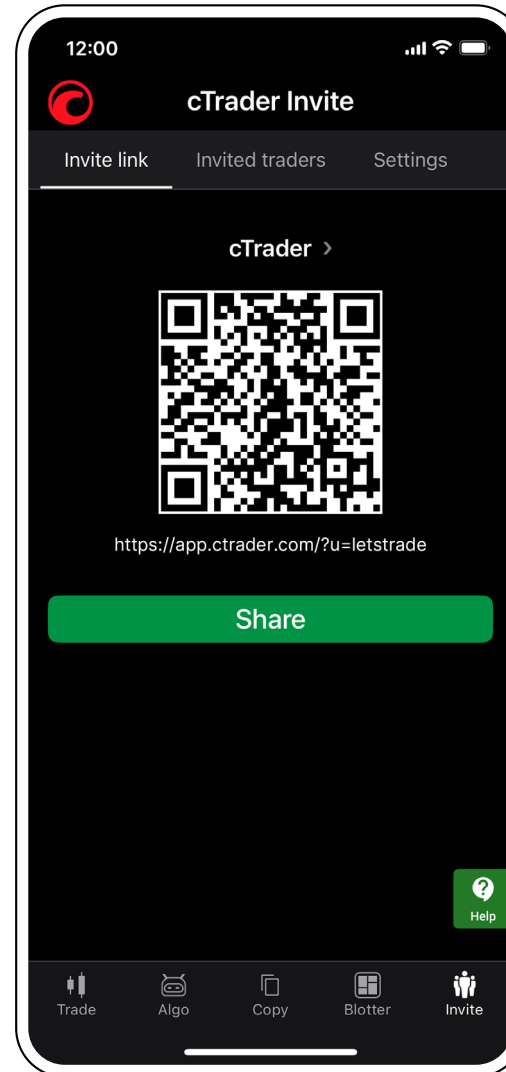
Promote successful products and generate new leads!



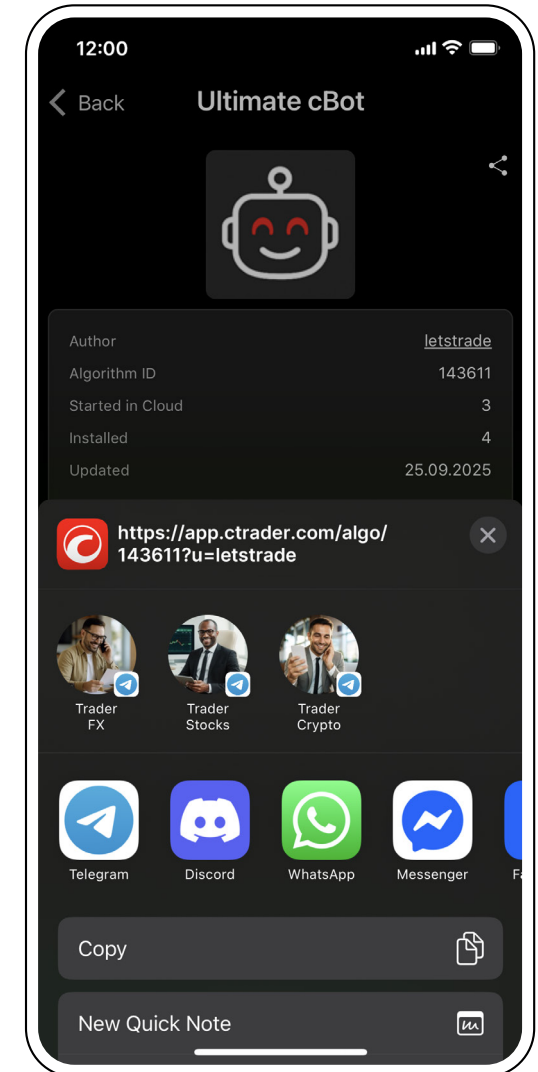
2. Share invite links

Any cTrader URL containing your username works as an invite link and attributes traders to you.

Learn more in [Help Centre](#)



Generate invite links and QRs leading to the platform and specific products in the Invite app.



Share your products as invite links directly with your contacts using native sharing from almost any screen in cTrader.




3. Engage traders

When traders tap your invite links, they open cTrader and start trading with top-performing products.

Discover all [partner tools](#) in cTrader

Signal links

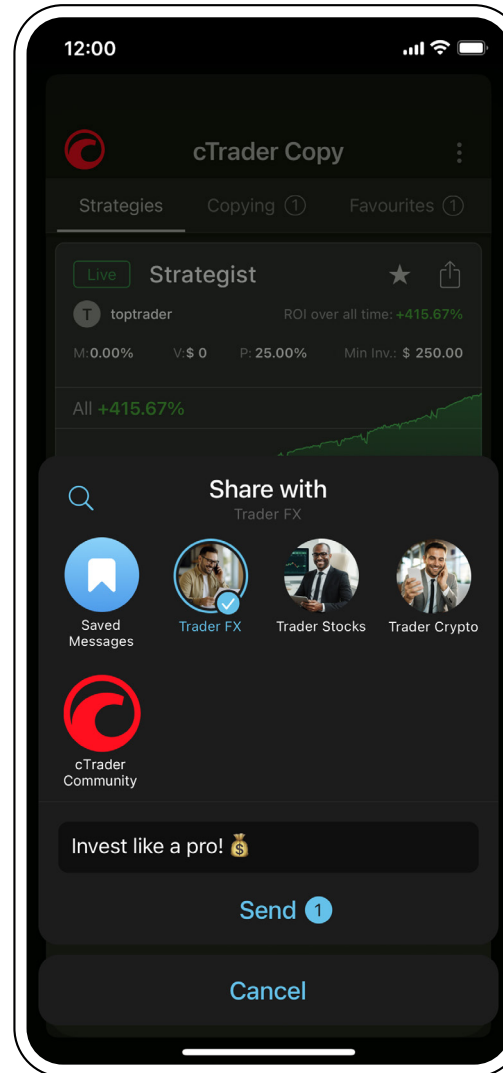
Share new orders directly from the order screen, pending orders or open positions to spotlight trading opportunities.



Learn more in [Help Centre](#)

Copy strategies

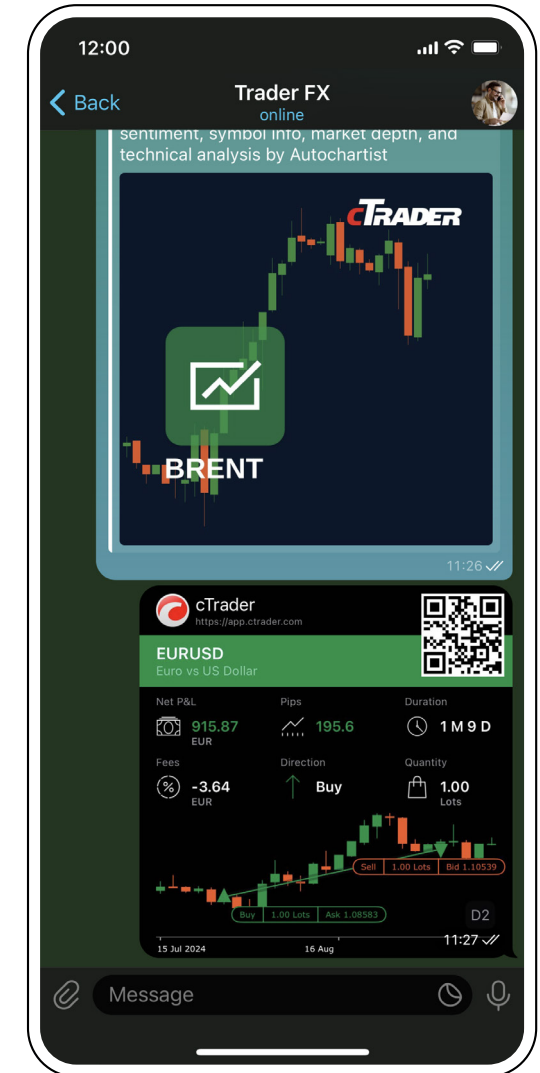
Share successful strategies from any provider to enable effortless social trading for investors.



Explore [cTrader Copy](#)

...and more!

Share deeplinks and successful deals to communicate powerful CTAs and build your online reputation.



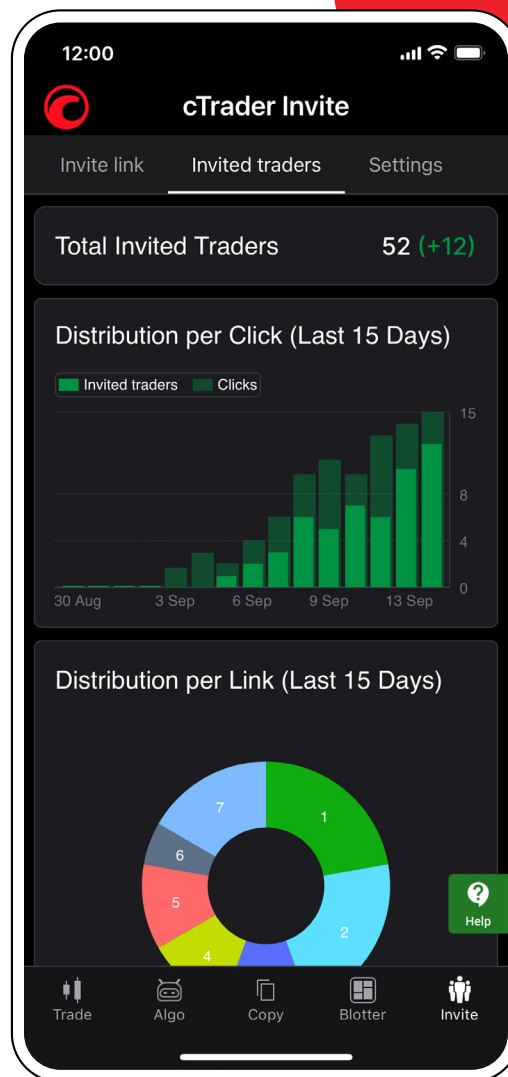
Learn more in [Help Centre](#)

4. Convert as never before!

Grow your referral base faster with cTrader Invite.

Receive notifications for every invited trader and monitor real-time stats directly in your cTrader app.

Learn more in [Help Centre](#)



With cTrader Invite integrated into your broker's CRM, you can seamlessly track your progress in one place.

Contact us!

www.spotware.com

+357 25 344 902

19 Stratigou Timagia,
3rd Floor, Limassol 3107
Cyprus

Customer
Success Team

cs@spotware.com

Sales Team

sales@spotware.com

Powered by

